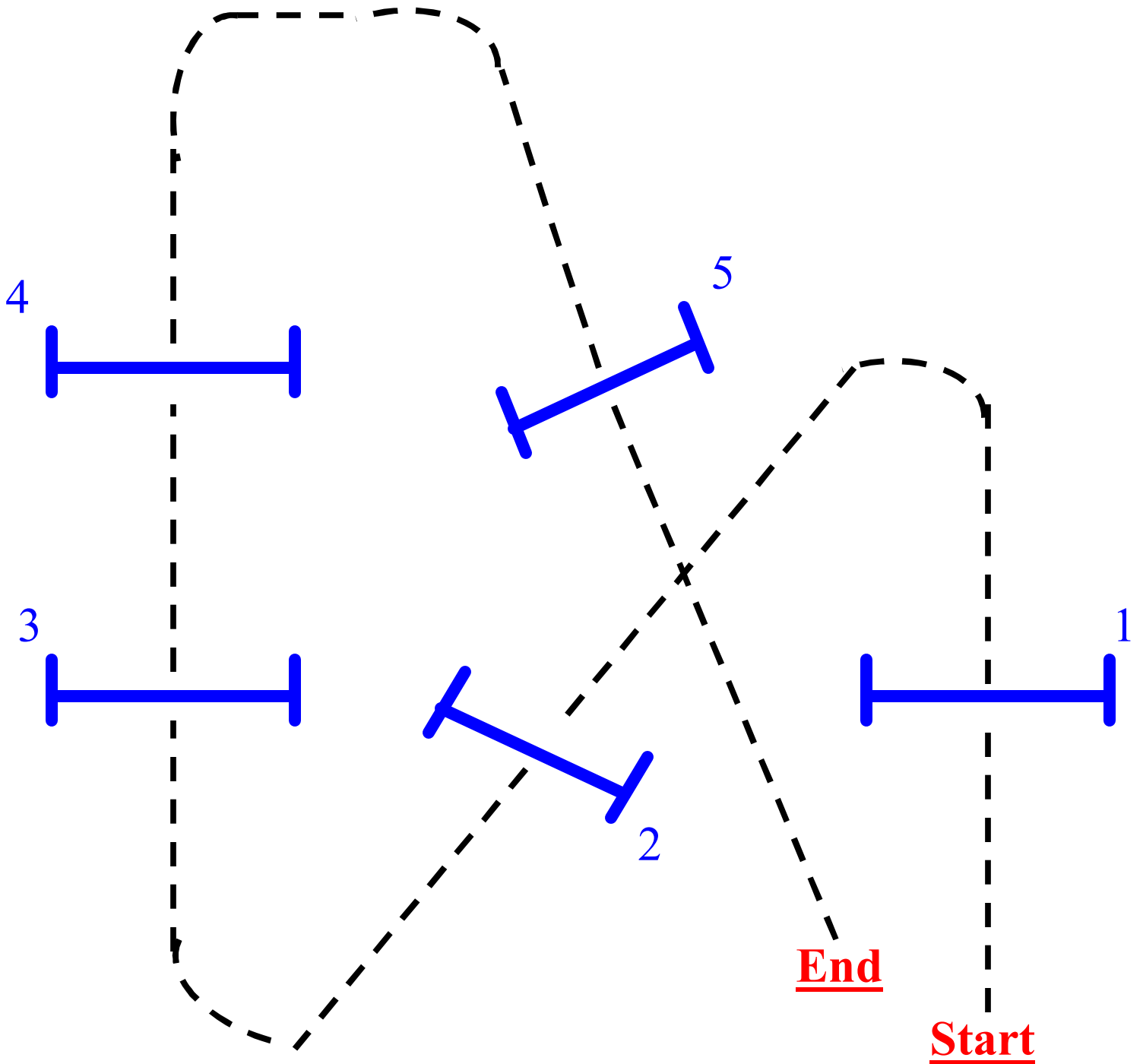


4-H Mini Horse



Jump Pattern

2011





4-H Draft Horse



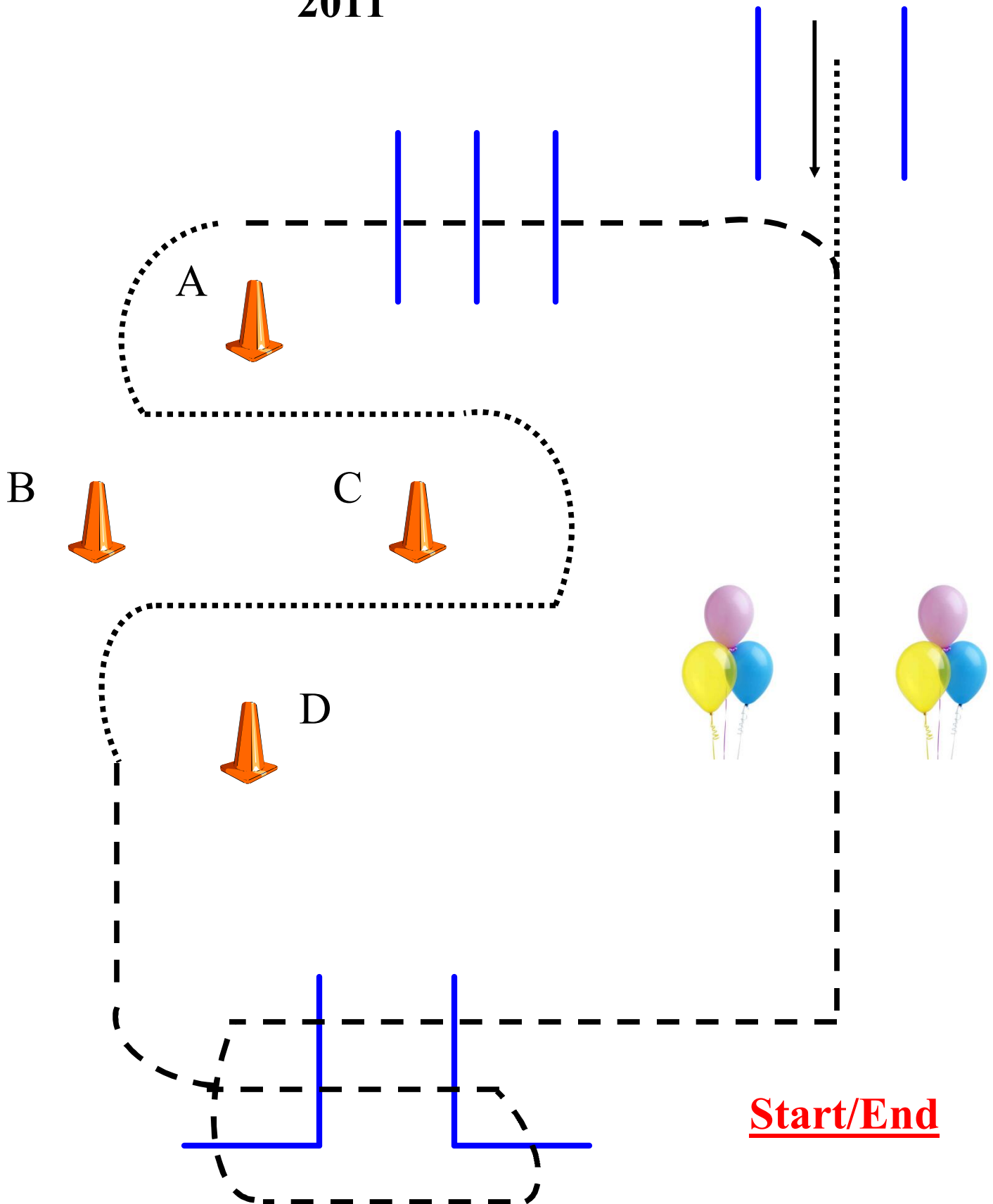
Obstacle Ground Driving Pattern

2011

- - - Walk

..... Trot

→ Back





4-H Draft Horse



Obstacle Ground Driving Pattern 2011

Start by walking through the balloons.

Trot to and through the aisle way.

Stop and back out of the aisle way.

Turn 90° to the left.

Walk over ground poles.

Trot around cones as indicated.

Walk at the last cone and walk over poles as indicated.

Exit the ring at a walk.



4-H Mini Horse



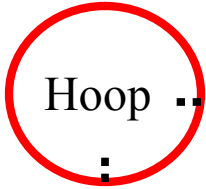
Obstacle Driving Pattern

2011


- - - Walk

..... Trot

→ Back



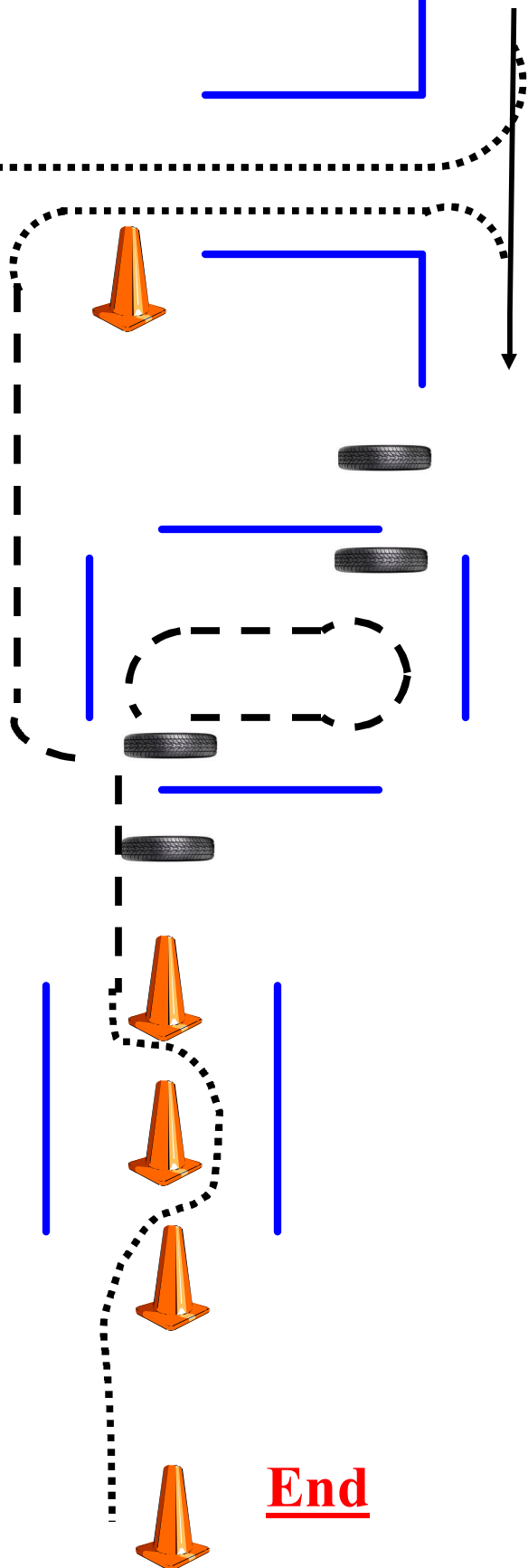
Hoop



Carwash



Start



End



4-H Mini Horse
Obstacle Driving Pattern
2011



Start by walking through the balloons.

Walk through the carwash.

Trot to the hoop, place your left wheel inside of the hoop and stop.

Execute a 270 ° turn to the left.

Trot out of the hoop, through the poles and to the left.

Stop and back until you see the cone on your left.

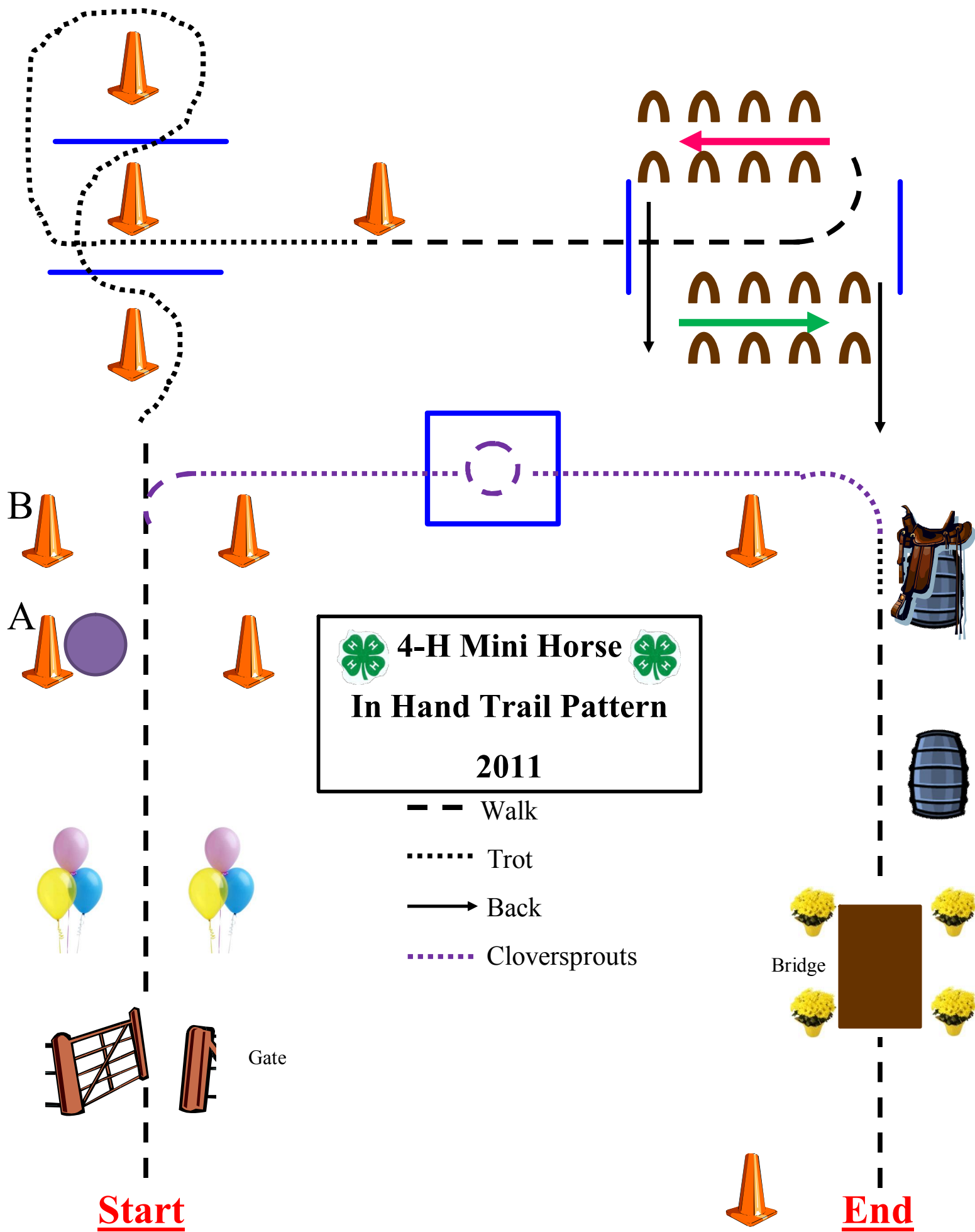
Turn to the left and trot out of the poles.

At the cone walk and walk to the box.

Insert your left wheel inside of the box (as indicated) and walk around the box by keeping your left wheel inside of the box.

Walk out of the box at the same place you entered and trot through the cones as indicated.

Walk at the last cone and exit the arena at a walk.





4-H Mini Horse In Hand Trail Pattern 2011



Cloversprouts

Walk to the gate and open it with your left hand.
After the gate, walk through the balloons and to the cones.
At a walk, move the ball from A to B.
Trot to the right and to the box.
Stop in the box and do a complete circle to the right.
Trot out of the box and to the first barrel.
Stop, pick up the saddle and place it on your mini's back.
Walk to the next barrel, stop and place the saddle on the barrel.
Walk over the bridge.
Walk to the cone and stop.
When excused, exit the arena at a walk.

9-19 Year Olds

Walk to the gate and open it with your left hand.
After the gate, walk through the balloons and to the cones.
At a walk, move the ball from A to B.
Trot through the cones and poles as indicated.
Walk at the cone and walk into the box.
Walk to the pole (pink) and sidepass left.
Stop and back as indicated.
Stop and sidepass right (green).
Back as indicated out of box.
Execute a 180 ° turn to the right and walk to the first barrel.
Stop, pick up the saddle and place it on your mini's back.
Walk to the next barrel, stop and place the saddle on the barrel.
Walk over the bridge.
Walk to the cone and stop.
Execute a 360° turn to the right.
When excused, exit the arena at a walk.